



FULL DRAFT, FOLDING  
PROP., STD. SPINNAKER  
MAX. 153% GENOA



24 Apr 1986

Performance

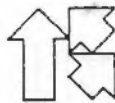
A Performance Prediction By DESIGN SYSTEMS & SERVICES, INC., 222 Severn Ave., Annapolis, MD 21403 (301) 268-5551



TRUE



APPARENT



VMG



LEEWAY



FLAT



REEF

3.0 knots

	TRUE WIND	APP. WIND	APPARENT	BOAT SPEED	VMG	LEEWAY	FLAT	REEF
	36.0	4.6	25.5	1.724	1.395	1.3	4.6	1.00
	44.0	4.9	29.7	2.141	1.540	1.4	3.4	1.00
Opt Tack	46.5	4.9	30.8	2.248	1.548	1.4	3.1	1.00
	52.0	5.0	33.3	2.458	1.513	1.4	2.7	1.00
	60.0	5.0	36.8	2.690	1.345	1.4	2.3	1.00
	70.0	4.9	41.4	2.868	.981	1.4	1.9	1.00
	80.0	4.6	46.3	2.933	.509	1.3	1.6	1.00
-----	84.8							
	90.0	4.3	51.1	3.004	0.000	1.3	1.3	1.00
	105.0	3.7	60.5	2.888	-.748	1.0	1.0	1.00
	120.0	2.9	74.2	2.569	-1.284	.6	.7	1.00
	135.0	2.2	94.6	2.156	-1.525	.3	.4	1.00
Opt Gybel	142.6	2.0	107.9	1.952	-1.551	.2	.2	1.00
	150.0	1.8	122.3	1.760	-1.524	.1	.2	1.00
	165.0	1.7	151.5	1.524	-1.472	0.0	.1	1.00
	180.0	1.7	180.0	1.413	-1.413	0.0	0.0	1.00

5.0 knots

	TRUE WIND	APP. WIND	APPARENT	BOAT SPEED	VMG	LEEWAY	FLAT	REEF
	36.0	7.6	25.5	2.783	2.251	2.5	4.8	1.00
	44.0	8.0	29.9	3.420	2.460	2.7	3.6	1.00
Opt Tack	45.6	8.0	30.8	3.525	2.466	2.7	3.4	1.00
	52.0	8.2	33.9	3.878	2.387	2.8	2.9	1.00
	60.0	8.1	37.7	4.194	2.097	2.8	2.5	1.00
	70.0	7.9	42.7	4.422	1.512	2.7	2.1	1.00
	80.0	7.4	48.1	4.500	.781	2.4	1.8	1.00
-----	80.1							
	90.0	7.0	53.2	4.654	0.000	2.5	1.4	1.00
	105.0	5.9	63.1	4.464	-1.155	1.9	1.1	1.00
	120.0	4.7	76.7	4.040	-2.020	1.3	.7	1.00
	135.0	3.7	96.5	3.462	-2.448	.7	.4	1.00
Opt Gybel	143.0	3.3	110.0	3.143	-2.510	.4	.2	1.00
	150.0	3.1	123.3	2.865	-2.481	.3	.2	1.00
	165.0	2.8	151.9	2.500	-2.415	.1	.1	1.00
	180.0	2.9	180.0	2.323	-2.323	.1	0.0	1.00

Copyright 24 Apr 1986 by Design Systems & Services, Inc.

DESIGN SYSTEMS



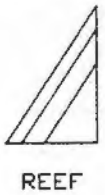

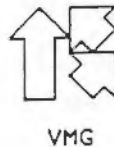

FULL DRAFT, FOLDING  
PROP., STD. SPINNAKER  
MAX. 153% GENOA



24 Apr 1986

Performance

A Performance Prediction By DESIGN SYSTEMS & SERVICES, INC., 222 Severn Ave., Annapolis, MD 21403 (301) 268-5551



7.0 knots

	TRUE WIND	APP. WIND	APPARENT	BOAT SPEED	VMG	LEEWAY	FLAT	FLAT	REEF
	36.0	10.5	25.6	3.749	3.033	4.1	5.0	1.00	1.00
	44.0	11.0	30.3	4.522	3.253	4.5	3.8	1.00	1.00
Opt Tack	44.6	11.0	30.6	4.573	3.254	4.5	3.7	1.00	1.00
	52.0	11.1	34.5	5.088	3.132	4.7	3.1	1.00	1.00
	60.0	11.1	38.5	5.492	2.746	4.6	2.6	1.00	1.00
	70.0	10.7	44.0	5.737	1.962	4.3	2.2	1.00	1.00
	77.8								
	80.0	10.1	49.4	5.899	1.024	4.5	1.8	1.00	1.00
	90.0	9.4	55.4	5.971	0.000	4.0	1.6	1.00	1.00
	105.0	8.0	65.6	5.801	-1.501	2.9	1.1	1.00	1.00
	120.0	6.5	79.2	5.328	-2.664	1.9	.7	1.00	1.00
	135.0	5.2	98.8	4.617	-3.264	1.0	.4	1.00	1.00
Opt Gybel	145.4	4.5	116.0	4.116	-3.388	.6	.2	1.00	1.00
	150.0	4.3	124.5	3.899	-3.377	.5	.2	1.00	1.00
	165.0	4.0	152.3	3.440	-3.322	.2	.1	1.00	1.00
	180.0	4.0	180.0	3.205	-3.205	.1	0.0	1.00	1.00

10.0 knots

	TRUE WIND	APP. WIND	APPARENT	BOAT SPEED	VMG	LEEWAY	FLAT	FLAT	REEF
	36.0	14.4	25.1	4.806	3.888	14.4	5.7	1.00	1.00
Opt Tack	42.8	14.8	29.3	5.613	4.118	16.6	4.5	1.00	1.00
	44.0	14.8	30.0	5.715	4.111	16.8	4.3	1.00	1.00
	52.0	14.7	34.9	6.179	3.804	16.6	3.7	1.00	1.00
	60.0	14.4	40.1	6.435	3.218	15.1	3.2	1.00	1.00
	70.0	13.9	46.8	6.614	2.262	12.3	2.8	1.00	1.00
	74.2								
	80.0	13.0	53.2	6.771	1.176	14.2	2.3	1.00	1.00
	90.0	12.3	60.5	6.841	0.000	9.5	1.9	1.00	1.00
	105.0	10.8	72.0	6.765	-1.751	4.3	1.3	1.00	1.00
	120.0	9.1	85.4	6.505	-3.252	2.8	.8	1.00	1.00
	135.0	7.4	102.5	6.069	-4.291	1.6	.4	1.00	1.00
Opt Gybel	150.0	6.3	126.2	5.318	-4.606	.8	.2	1.00	1.00
	150.0	6.3	126.2	5.318	-4.606	.8	.2	1.00	1.00
	165.0	5.9	153.0	4.741	-4.579	.5	.1	1.00	1.00
	180.0	5.9	179.9	4.442	-4.442	.2	.1	1.00	1.00

Copyright 24 Apr 1986 by Design Systems & Services, Inc.

DESIGN SYSTEMS



# 30

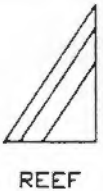

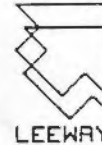
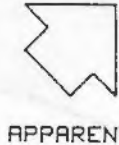
FULL DRAFT, FOLDING  
PROP., STD. SPINNAKER  
MAX. 153% GENOA



24 Apr 1986

Performance

A Performance Prediction By DESIGN SYSTEMS & SERVICES, INC., 222 Severn Ave., Annapolis, MD 21403 (301) 268-5551



14.0 knots

	36.0	18.7	24.0	5.368	4.343	22.5	5.7	.74	1.00
Opt Tack	40.4	18.8	27.0	5.871	4.468	24.4	4.9	.76	1.00
	44.0	18.7	29.4	6.136	4.414	25.1	4.6	.79	.99
	52.0	18.4	34.8	6.539	4.026	26.4	4.2	.89	.97
	60.0	17.7	40.4	6.816	3.408	27.5	3.9	1.00	.96
	70.0	16.9	47.8	7.074	2.419	27.3	3.5	1.00	1.00
	80.0	16.3	56.3	7.267	1.262	22.1	3.0	1.00	1.00
-----	84.5								
	90.0	15.2	64.4	7.432	0.000	22.1	2.4	1.00	1.00
	105.0	14.2	78.0	7.544	-1.953	11.1	1.7	1.00	1.00
	120.0	12.5	92.4	7.372	-3.686	4.0	1.0	1.00	1.00
	135.0	10.7	109.5	7.031	-4.972	2.2	.5	1.00	1.00
	150.0	9.4	130.2	6.573	-5.693	1.3	.3	1.00	1.00
	165.0	8.7	154.3	6.202	-5.991	.8	.2	1.00	1.00
Opt Gybel	169.2	8.6	161.5	6.111	-6.004	.7	.1	1.00	1.00
	180.0	8.6	179.9	5.932	-5.932	.4	.1	1.00	1.00

20.0 knots

	36.0	24.6	23.5	5.502	4.451	24.8	6.4	.73	.84
Opt Tack	40.5	24.6	27.1	6.053	4.602	26.1	5.4	.78	.82
	44.0	24.5	29.7	6.321	4.547	27.0	5.1	.81	.82
	52.0	23.9	35.6	6.741	4.150	28.4	4.6	.95	.80
	60.0	23.0	41.7	7.034	3.517	29.5	4.3	1.00	.81
	70.0	21.9	49.9	7.324	2.505	29.9	3.8	1.00	.85
	80.0	20.6	58.6	7.591	1.318	30.1	3.4	1.00	.90
	90.0	19.2	67.8	7.837	0.000	30.4	3.1	1.00	.98
-----	90.0								
	105.0	18.1	83.2	8.273	-2.141	25.0	2.0	1.00	1.00
	120.0	17.7	98.3	8.428	-4.214	10.3	1.3	1.00	1.00
	135.0	16.0	115.4	8.088	-5.719	3.4	.7	1.00	1.00
	150.0	14.6	135.0	7.674	-6.646	2.2	.4	1.00	1.00
	165.0	13.7	156.8	7.381	-7.129	1.5	.3	1.00	1.00
Opt Gybel	173.5	13.5	169.9	7.248	-7.202	1.1	.2	1.00	1.00
	180.0	13.6	179.9	7.172	-7.172	.8	.1	1.00	1.00

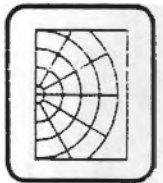
Copyright 24 Apr 1986 by Design Systems & Services, Inc.

## DESIGN SYSTEMS



**30**

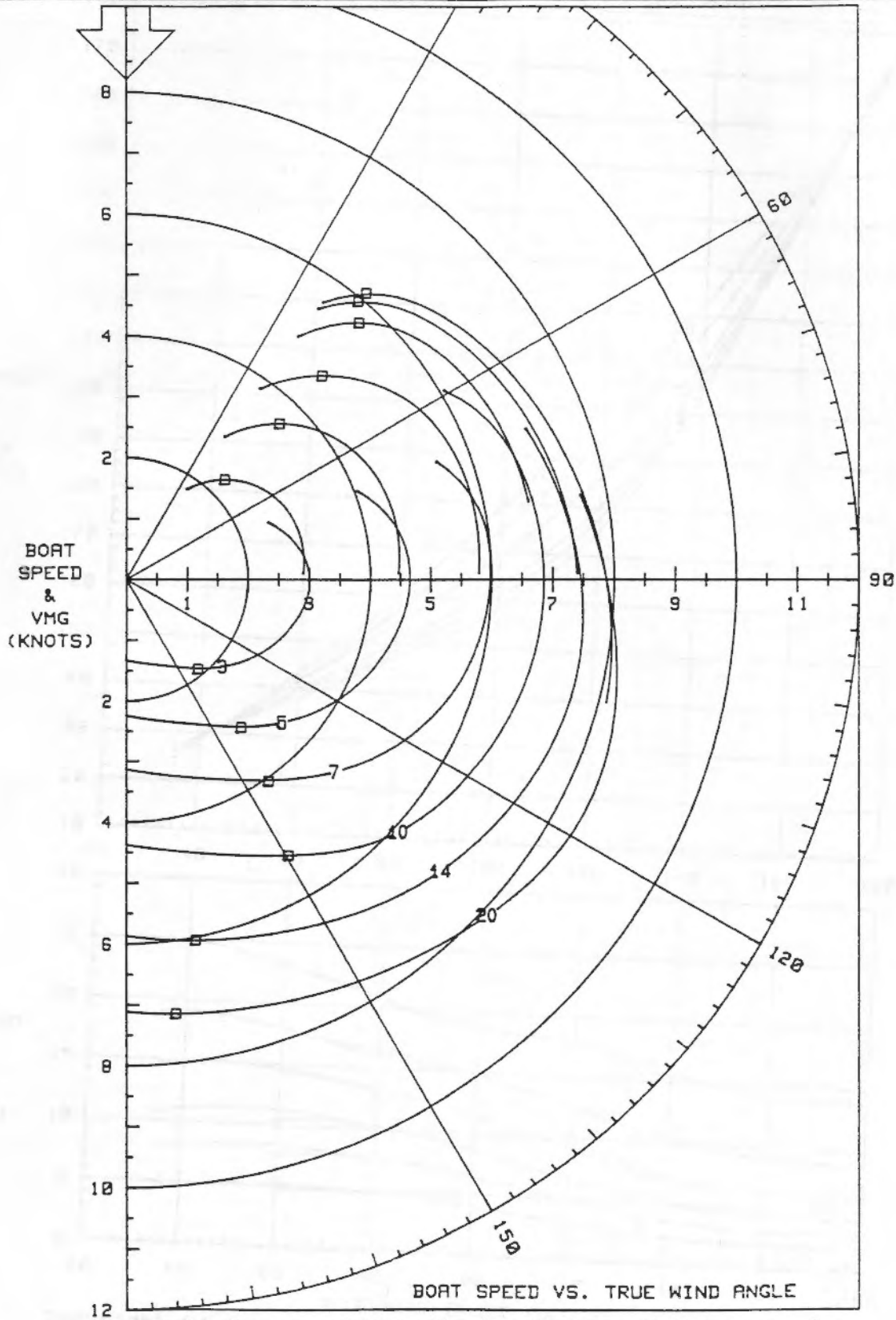
FULL DRAFT, FOLDING  
PROP., STD. SPINNAKER  
MAX. 153% GENOA



24 Apr 1986

Polar Plot

A Performance Prediction By DESIGN SYSTEMS & SERVICES, INC., 222 Severn Ave., Annapolis, MD 21403 (301) 268-5551



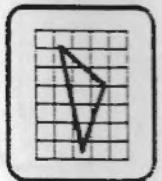
Copyright 24 Apr 1986 by Design Systems & Services, Inc.

**DESIGN SYSTEMS**



30

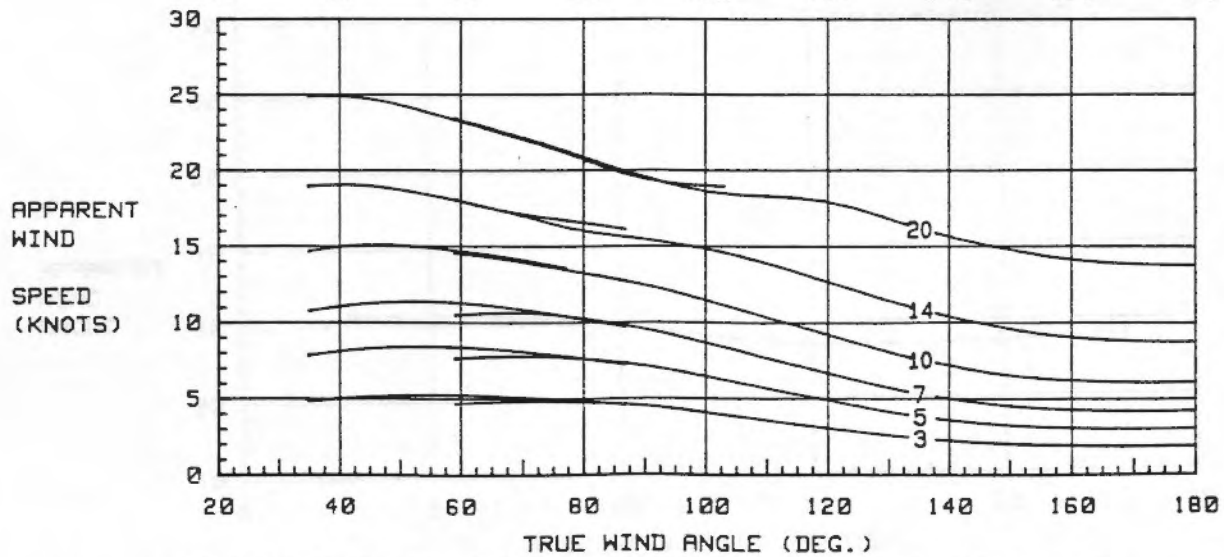
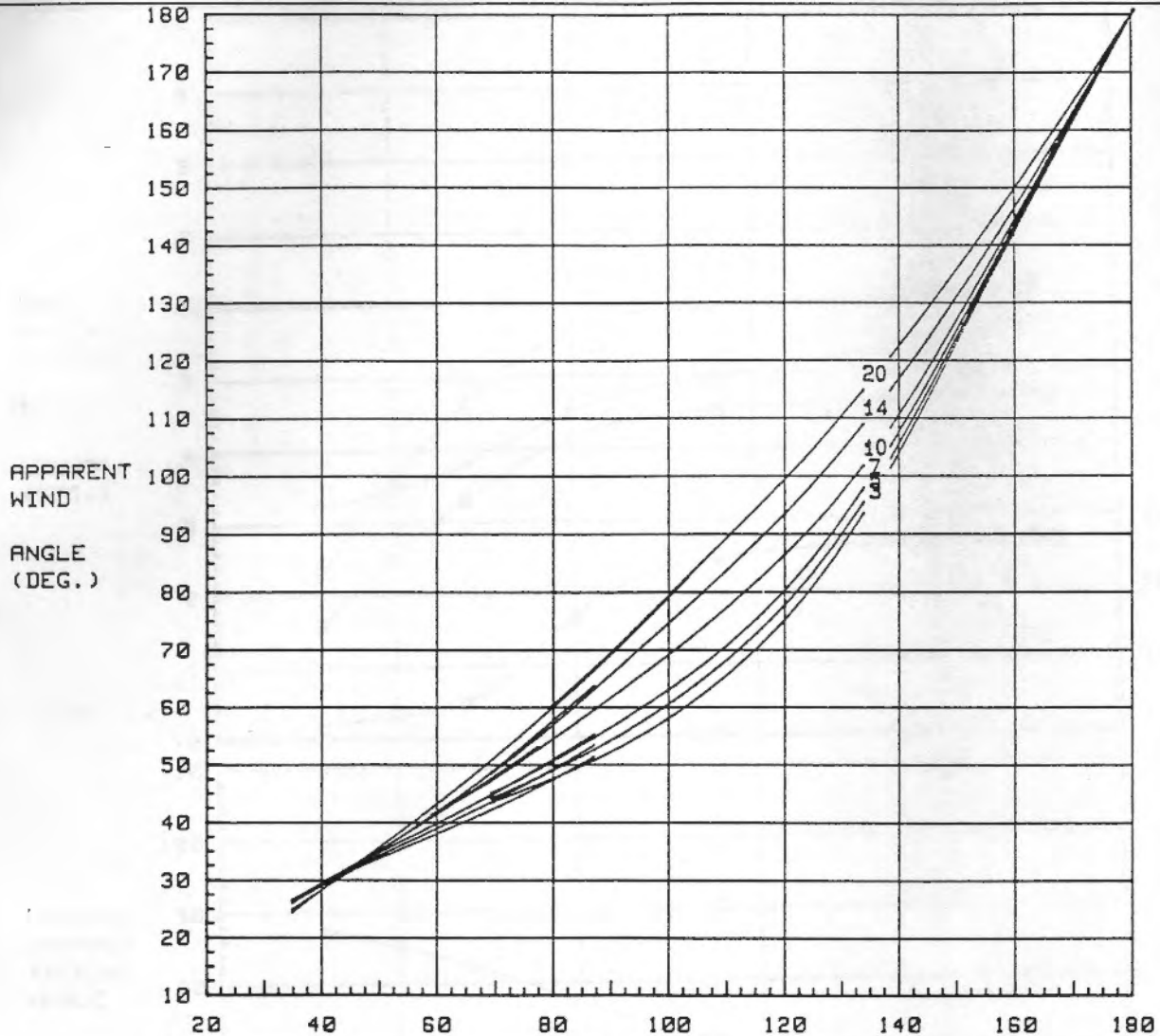
FULL DRAFT, FOLDING  
PROP., STD. SPINNAKER  
MAX. 153% GENOA



24 Apr 1986

Wind Plot

A Performance Prediction By DESIGN SYSTEMS & SERVICES, INC., 222 Severn Ave., Annapolis, MD 21403 (301) 268-5551



Copyright 24 Apr 1986 by Design Systems & Services, Inc.

DESIGN SYSTEMS



# S30

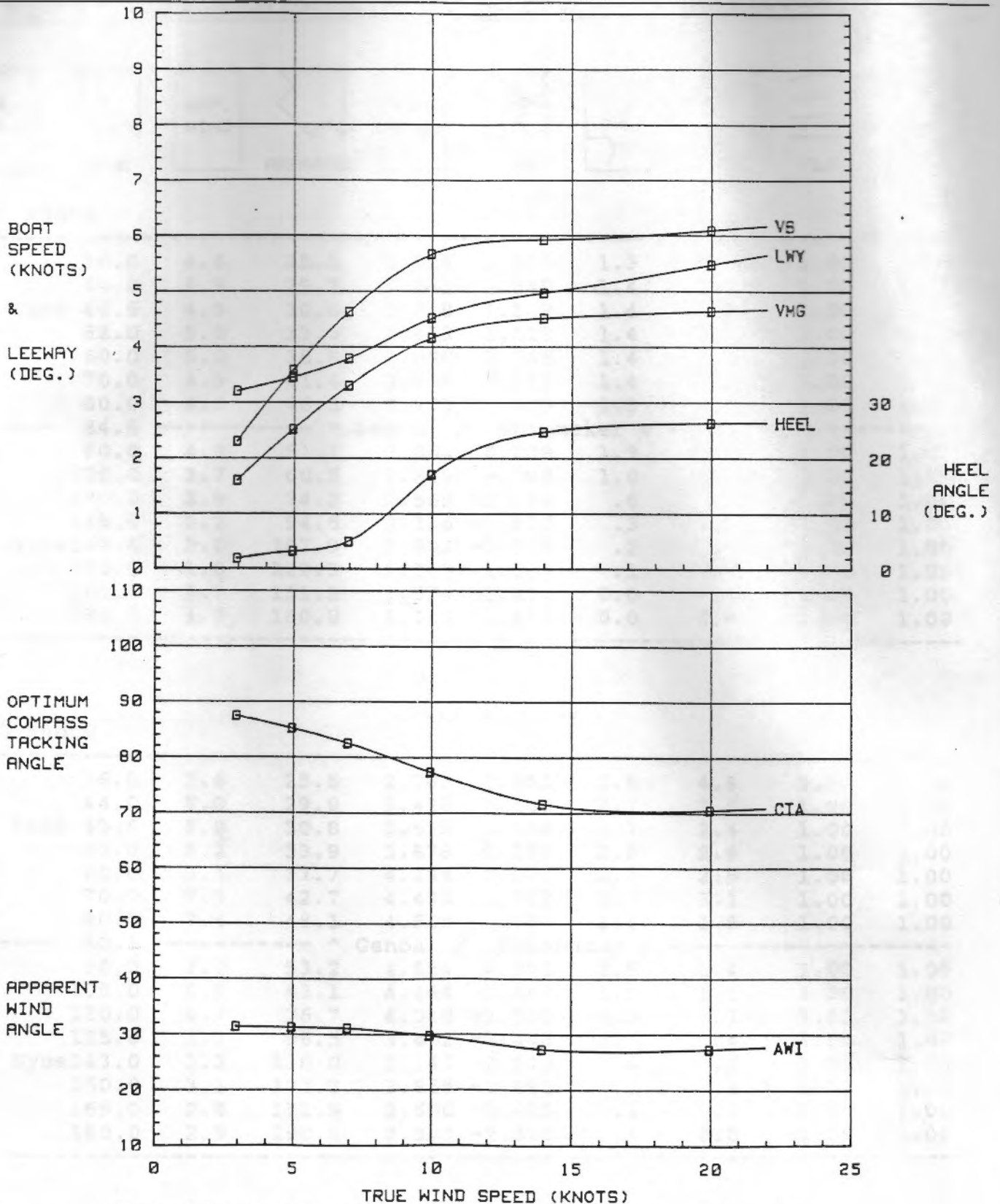
FULL DRAFT, FOLDING  
PROP., STD. SPINNAKER  
MAX. 153% GENOA



24 Apr 1986

Upwind

A Performance Prediction By DESIGN SYSTEMS & SERVICES, INC., 222 Severn Ave., Annapolis, MD 21403 (301) 268-5551



Copyright 24 Apr 1986 by Design Systems & Services, Inc.

## DESIGN SYSTEMS